

Instruction Manual for OAMDC

Online Admissions Module For Degree colleges – AC. 2020-21

Prepared by Team APCFSS



Instruction Manual for Online Admisson Module for Degree Colleges



State Universities of Andhra Pradesh
Academic Year 2020-21



ANDHRA PRADESH
Centre for Financial
Systems and Services



TABLE OF CONTENTS

A. Introduction.....	1-1
B. About Us.....	2-2
C. G.o.'s	2-2
D. FAQ's.....	3-3
E. Help Line Centres.....	3-3
F. Pre-Registration.....	6-7
G. Application Payment.....	7-8
H. Know You Application & Forgot Password.....	8-8
I. Application Submission.....	9-12
J. Preview and Edit the Application.....	12-13
K. Searching of Colleges/ Courses/ Subjects.....	13-15
L. Reports.....	15-16
M. Course Eligibility.....	17-17
N. Prioritizing or Exercising the Web Options.....	17-20
o. Print of Web Options.....	20-20
P. Allotment Order.....	21-21
Q. Implementation of Rule of Reservation.....	



A. Introduction:

For getting an admission into the Non Professional Degree Courses like B.A, B.Sc., B.Com, BBA, BCA, and B.Voc, etc., under the listed 10 State Universities Affiliated Degree Colleges

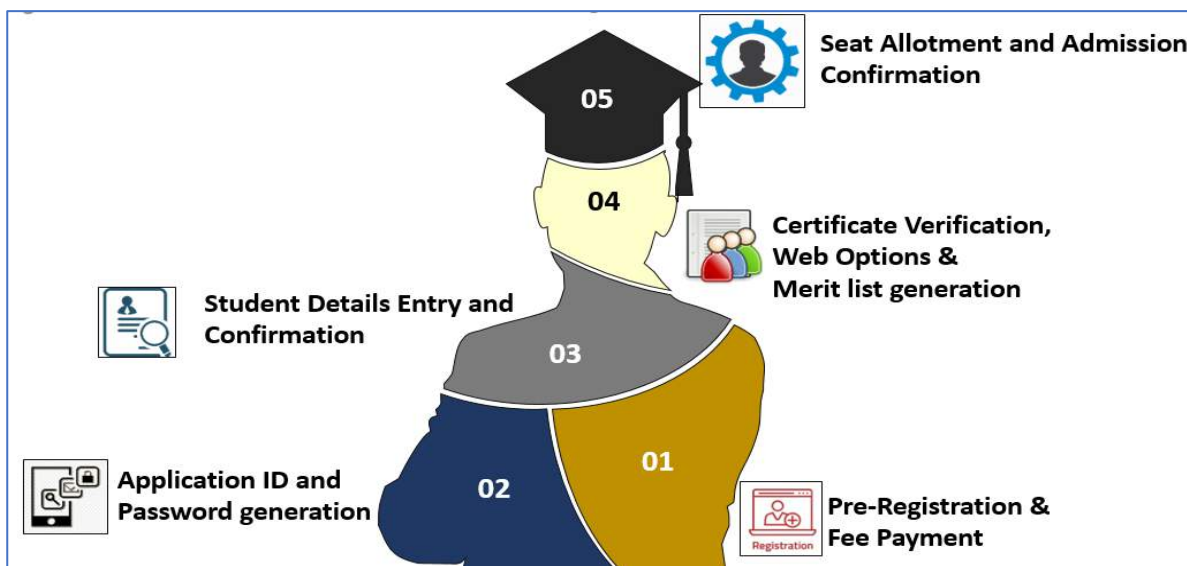
Sno	University Name	Place
1	ADIKAVI NANNAYA UNIVERSITY	Rajahmundry
2	ANDHRA UNIVERSITY	Visakhapatnam
3	DR BR AMBEDKAR UNIVERSITY	Srikakulam
4	KRISHNA UNIVERSITY	Machilipatnam
5	NAGARJUNA UNIVERSITY	Guntur
6	RAYALASEEMA UNIVERSITY	Kurnool
7	SRI KRISHNADEVARAYA UNIVERSITY	Anantapuram
8	SRI VENKATESWARA UNIVERSITY	Tirupati
9	VIKRAMA SIMHAPURI UNIVERSITY	Nellore
10	YOGI VEMANA UNIVERSITY	Kadapa

The candidate needs to complete the Admissions Application available at the following link <https://oamdc.ap.gov.in>.

The screenshot displays the OAMDC website interface. At the top, there is a navigation bar with links for Home, About Us, GO'S, FAQs, Reports+, Help Line, Sign In, and Dept Login. The main content area features a carousel of university logos, a 'Latest News' section with two announcements, and three primary action buttons: '01 Pre-Registration & Payment', '02 Candidate Login', and 'Search By College / Courses'. Below these is an 'Admission Schedule, OAMDC 2020-21.' section with three expandable items: 'Notification' (Commencement of online application submission for Andhra Pradesh UC admissions July 2020), 'Registration' (Online Registrations will be announced soon.), and 'Web options'.



Processes involved:



B. About Us

- The Candidate wish to know about the Structure of portal Authorities can click on the followed URL: <http://oamdc.ap.gov.in/homepage.do>

Or

Home page → About Us

About Us

ANDHRA PRADESH STATE COUNCIL OF HIGHER EDUCATION

The Andhra Pradesh State Council of Higher Education (APSCHE) was established by the Order of the State Government of Andhra Pradesh according to the provisions of the AP Reorganization ACT 2014.

The Andhra Pradesh State Council of Higher Education is the highest body of Higher Education of the State Government. It coordinates the University Grants Commission (UGC), the State Government and the Universities. It is the general duty of the Council to determine standards in Higher Education Institutions, Research Institutions, Scientific and Technical Institutions. It streamlines the standards in accordance with the guidelines of University Grants Commission, issued from time to time. The APSCHE envisages three distinct functions (a) Planning and Coordination, (b) Academic Functions and (c) Advisory Functions.

Organogram of CCE

Organogram of APSCHE

COMMISSIONERATE OF COLLEGIATE EDUCATION

The main purpose of Collegiate Education is to promote Higher Education, giving special attention to the institutes located in backward and rural areas. It aims to strengthen women education at undergraduate and post-graduate levels. It monitors the academic standards of the colleges in the interest of the students. It helps the colleges to improve infrastructure in order to maintain the quality of education. It takes important decisions regarding the academic schedules, budget approvals, academic inspections, training programmes, research provisions etc. It helps the students in their educational pursuits by offering academic guidance and by giving skill based training. It arranges campus selections for the students through APJKC.





C. Go's

- The Candidate Wish to know about Government Orders regarding the Online Admissions Process, Click on the followed URL:

<http://oamdc.ap.gov.in/homepage.do?mode=go>

Or

Home page → G.O's

GOVERNMENT ORDERS			
S.No	GO Number	GO Name	Download
1	G.O.MS.No. 34	Higher Education - Introduction of Online admission process for admission into under graduate courses offered by the Degree Colleges in the State - Rules for online admissions for admission of students into Undergraduate Courses in Arts, Science, Social Sciences, Commerce, Management, Computer Applications and Social work etc. including Honours, in all faculties in Government Degree Colleges, Government Autonomous Degree Colleges, Private Aided Degree Colleges, Private Unaided Degree Colleges and Private-Autonomous Degree Colleges (Aided and Unaided) -Notification - Orders - issued.	
2	G.O.Rt.No.63.	Higher Education- Technological Reforms towards Streamlining and End-To-End Automation of Academic and Administrative Activities in A.P State Universities and its affiliated Colleges including Govt./Aided/Private - Orders - Issued.	

D. FAQ's

- The Candidate wish to know about Frequently Asked Questions (FAQ's), Click on the followed URL: <http://oamdc.ap.gov.in/FAQS.do?key=FAQSReport>

Or

Home page → FAQ's

Frequently Asked Questions
What is OAMDC ?
I have paid Registration Fee.I am not able to login.
I have received my application number but I am unable to login.
What should I need to remember after registration?
Can I go to any helpline centre nearest to me for the purpose of verification?
Can I change my web options after submitting my application?
I can not find my Village In the address field while filling application form
I forgot my password. How can I retrieve?
I have paid registration fee and not able to exercise web options.
Already Registered Error OR Some one registered my application without my knowledge. What should I do?
Verification:I have applied for more than One University. Should I get verified In all the universities that I applied for?
I lost my Mobile phone. What should I do?



E. Help Line Centres

1. For Help Line Centres Click on the Followed URL:
<http://oamdc.ap.gov.in/helpdesk.do?key=helpdeskReport>

Or

Home → Help Line

F. Pre-Registration:

1. For Pre – Registration Click on Pre- Registration button click on the Register.



REGISTER

2. Students qualified from Board of Intermediate Education, Andhra Pradesh, the Candidate select the intermediate Board name as Board of Intermediate Education, Andhra Pradesh. And Enter the Intermediate Hall ticket Number, the remaining details like Aadhar Number, Student Name, Date of Birth will be populated.
3. The Candidate need to enter the Valid Mobile Number. This will be used for future communication.
4. The candidate needs to select the Reservation category, based on the Reservation Category, Application fee to be paid will be displayed.
5. Enter the captcha and click on proceed to payment for the paying the application fee.



UG Online Admission Payment Form

Intermediate/10+2/Equivalent Board Name:*

Intermediate/10+2/Equivalent Hall Ticket Number:*

Intermediate/10+2/Equivalent Pass Year:*

Pass Out Type:* Regular Supplementary

Aadhar Number:*

Student Name:*

Date Of Birth:*

Mobile Number:*

Reservation Category:*

Application Fee(Rs):*

PN3RPL
Enter Above Captcha

Important Note:

- Fee once paid is not refundable under any circumstances.
- If the information furnished by you is found incorrect, you will forfeit your admission.
- All the students who do not belong to the Board of Intermediate Education-AP can apply online and must visit the nearest help-line center to them for the verification of their certificates.

6. Other than Board of Intermediate Education, Andhra Pradesh, candidates need to select the Board from the list of boards available.
7. For other board candidates like Telangana and others need to enter the details in the specified field like Hall ticket Number, Intermediate Passed out Year (From the drop down), select the Passed out type (Regular/ Supplementary), Enter the Student Name, Date of Birth, Mobile Number and select the Reservation Category from the drop down).
8. After entering, the details enter the captcha shown and click on Proceed to payment.
9. Enter the received OTP in the below screen for Mobile number verification.

Mobile No. Verification

Please Enter OTP



G. Application Payment

1. The Successful verification of the mobile number the Candidate need to pay the application payment in the shown screen.
2. The Candidate may select the type of payment options like Credit card, Debit card, Debit Card+ ATM PIN, Internet Banking and UPI available.

3. After the Successful payment, the below message along with Application ID, Transaction ID and Transaction Date will be displayed.

4. The Candidate will receive the Application ID and Password through SMS to the registered Mobile Number.
5. The Candidate can fill the application immediately or He / She can fill the application later.
6. If the candidate wishes to fill the Application Immediately, He / She need to click on the **“Click here to submit”** the application.



H. Know You Application & Forgot Password:

Login Screen:

If the candidate wishes to fill the application later He / She need to click on the candidate login and provide the required credentials like Application ID, Date of Birth and the password received through SMS in the below screen.

1. In case the Candidate forgot the Application ID, click on the **“Know your Application”** and He / She redirected to another screen shown below. Candidate need to provide the following details like Intermediate Hall ticket Number, Aadhar Number and Date of Birth for getting the Application ID. The Application ID will be sent to the Registered mobile number.

2. If the Candidate lost, the message Sent by OAMDC or forgot the Password, click on the Forgot Password. He / She redirected to another screen shown below. Candidate need to provide the following details like Intermediate Hall ticket Number, Aadhar Number and Date of Birth for getting the Password, the Password will be sent to the Registered mobile number.



Know Your Password

[Back to Login](#)

Intermediate/10+2/Equivalent Hall Ticket Number *

Aadhar No *

Date Of Birth *

[Submit](#)

After the Successful login, the candidate need to submit the required details in the application form for the Admission.

I. Application Submission:

1. In the below screen we notice two sections like Student Details and Intermediate Details.

STUDENT PERSONAL DETAILS

Student Name (కాండ్ పేరు) *	<input type="text" value="Sathish"/>	Gender (లింగం) *	<input type="radio"/> Male <input type="radio"/> Female <input type="radio"/> Transgender
Father's Name (పాపం పేరు) *	<input type="text"/>	Aadhar Number (అధార్ నంబర్) *	<input type="text" value="70003000166666"/>
Mother's Name (మాం పేరు) *	<input type="text"/>	SSC H.T.No (SSC హాల్ టికెట్ నంబర్) *	<input type="text"/>
Date Of Birth (పుట్టిన తేదీ) *	<input type="text" value="01/01/1995"/>		

2. For BIE, AP Student needs to enter the Mother's name only. The remaining details will be populated. (SSC Hall ticket number is not mandatory).
3. In the Intermediate Details Section based on the intermediate Hall ticket Number details will be populated from BIE, AP. If the candidate completed a bridge course, He / She need to select the bridge courses and upload the certificate.

INTERMEDIATE DETAILS

Intermediate/Equivalent H.T.No (మధ్యమ/సమాన హాల్ టికెట్ నంబర్) *	<input type="text" value="8021500005000000"/>	Bridge Course (బ్రిడ్జ్ కోర్స్) *	<input type="text" value="--Select--"/>
Intermediate/Equivalent Board Name (మధ్యమ/సమాన బోర్డు పేరు) *	<input type="text" value="MAHARISHI EXAMINATION SYNDICATE"/>	Bridge Course Certificate Upload	<input type="text" value="Choose file"/> No file chosen <small>Notes: 1) Only JPG/JPEG images less than 100kb only</small>
Intermediate/Equivalent Course Name (మధ్యమ/సమాన కోర్సు పేరు) *	<input type="text" value="--Select--"/>	Second Language (రెండవ భాష) *	<input type="text" value="--Select--"/>
Medium of Instruction (విద్యనామ) *	<input type="text" value="--Select--"/>	Max. Marks (గరిష్ట మార్కులు) *	<input type="text"/>
Marks Secured (పొందిన మార్కులు) *	<input type="text"/>	Group Subjects Percentage (గ్రూప్ సబ్జెక్టుల శాతం) *	<input type="text"/>
Intermediate/Equivalent Percentage (మధ్యమ/సమాన శాతం) *	<input type="text"/>		
Languages Total Percentage (భాషలు మొత్తం శాతం) *	<input type="text"/>		
College Name (కామిటీ పేరు) *	<input type="text"/>		



- For Other Board Candidates, need to enter the details like Gender, Father Name, and Mother Name. In addition to SSC hall ticket number (not mandatory). Student name and Aadhar number and Date of birth will be populated from the Pre-Registration and payment screen.
- In the Intermediate Details Section based on the intermediate Hall ticket Number details will not be populated. Need to select the Details like Intermediate Course Name, Medium of Instruction and Second Language, Enter the Intermediate College Name in the specified fields.

INTERMEDIATE DETAILS

<p>Intermediate/Equivalent Ht.No. <small>(అంతర్మధ్యమతర హాల్ టికెట్ నంబర్)</small> *</p> <input type="text" value="52222222222222"/>	<p>Bridge Course <small>(బ్రిడ్జ్ కోర్సు)</small></p> <input type="text" value="-Select-"/>
<p>Intermediate/Equivalent Board Name <small>(అంతర్మధ్యమతర బోర్డు పేరు)</small> *</p> <input type="text" value="BOARD OF INTERMEDIATE EDUCATION, Telangana"/>	<p>Bridge Course Certificate Upload</p> <input type="button" value="Choose file"/> No file chosen <small>NOTE: Upload JPEG/Jpg images less than 100kb only</small>
<p>Intermediate/Equivalent Course Name <small>(అంతర్మధ్యమతర కోర్సు పేరు)</small> *</p> <input type="text" value="-Select-"/>	<p>Second Language <small>(రెండవ భాష)</small> *</p> <input type="text" value="-Select-"/>
<p>Medium of Instruction <small>(పాఠ్యపుస్తకం)</small> *</p> <input type="text" value="-Select-"/>	
<p>College Name <small>(అంతర్మధ్యమతర కళాశాల పేరు)</small> *</p> <input type="text"/>	

- If the candidate completed a bridge course, He / She need to select the bridge courses and upload the certificate.
- The Candidate need to enter His /Her Present/ Permanent Address like Number, Street and PIN Code. And select the District, Mandal and Village from the Drop down.

PRESENT ADDRESS

<p>House Number <small>(ఇంట్లో నంబర్)</small> *</p> <input type="text"/>	<p>District <small>(జిల్లా)</small> *</p> <input type="text" value="-Select-"/>	<input type="text" value="-Select-"/>
<p>Street <small>(రోడ్)</small> *</p> <input type="text"/>	<p>Mandal <small>(మండలం)</small> *</p> <input type="text" value="-Select-"/>	<input type="text" value="-Select-"/>
<p>Pin Code <small>(పిన్ కోడ్)</small> *</p> <input type="text"/>	<p>Village <small>(గ్రామం)</small> *</p> <input type="text" value="-Select-"/>	<input type="text" value="-Select-"/>

PERMANENT ADDRESS

<p>House Number <small>(ఇంట్లో నంబర్)</small> *</p> <input type="text"/>	<p>District <small>(జిల్లా)</small> *</p> <input type="text" value="-Select-"/>	<input type="text" value="-Select-"/>
<p>Street <small>(రోడ్)</small> *</p> <input type="text"/>	<p>Mandal <small>(మండలం)</small> *</p> <input type="text" value="-Select-"/>	<input type="text" value="-Select-"/>
<p>Pin Code <small>(పిన్ కోడ్)</small> *</p> <input type="text"/>	<p>Village <small>(గ్రామం)</small> *</p> <input type="text" value="-Select-"/>	<input type="text" value="-Select-"/>

- If the Present Address and Permanent are same there is a check box available. If the candidate checks there is an exemption for Permanent Address.
- The Candidate exempted to enter the Mobile Number and Reservation Category in the below screen. Candidate need to enter the Contact details like Parents



Contact number, Guardian Contact number, Email, religion, Blood Group and Identification Marks in the Specified Fields.

CONTACT DETAILS			
Mobile No పాపర్ నెంబర్ *	8845678732	Parents Contact No పాప్రెంట్ల నెంబర్ నెంబర్ *	
Guardian Contact No గార్డయన్ నెంబర్ నెంబర్ *		Email ఈమెయిల్ *	
Religion రెలిజియన్ *	Hindu	Reservation Category రెజర్వేషన్ కేటగిరీ *	SC
Blood-Group బ్లడ్ గ్రూప్ *	---	Identification Marks 1 ఐడెంటిఫికేషన్ మార్కు 1 *	
Identification Marks 2 ఐడెంటిఫికేషన్ మార్కు 2 *		Identification Marks 2 ఐడెంటిఫికేషన్ మార్కు 2 *	

10. If the Candidate having Special Reservations like CAP (Children of Armed Personal), Sports/ Games, NCC (National Cadet Corps) and NSS (National Service Scheme). They need to check the Specified field for Claiming the Rule of reservation in the Admission process.

SPECIAL RESERVATIONS
<input type="checkbox"/> CAP (సి.ఎ.పి.)
<input type="checkbox"/> Sports/Games (క్రీడలు)
<input type="checkbox"/> NCC (National Cadet Corps) (ఎన్ సి సి)
<input type="checkbox"/> NSS(National Service Scheme) (ఎన్ ఎస్ ఎస్)

11. If the Candidate having the Disability He /She need to specify. If YES need to Upload the SADAREM Issued Certificate Number. After entering the SADAREM number candidate need to click the Get details.

Is Physically Handicapped	<input checked="" type="radio"/> Yes <input type="radio"/> No
SADAREM No సాడారెమ్ నెంబర్ *	<input type="text"/>
	Get Sadarem Details

12. After Entering the valid **SADAREM** Certificate Number, by clicking on the **Get Details**, details will be fetched and Shown.

SADAREM No సాడారెమ్ నెంబర్ *	8302644900000322	Get Sadarem Details		
Sadarem No.	0832644900000322	Applicant Name	Handicap/ Ir in/aska Res	Nature of Disability
Percentage of Disability	---	Disability Type	Permanent	Assessment Status
				Issued/not done

Note: The Candidate Who claimed the Special Reservation and person with Disability, they need to visit the nearest Help Line Centre for Certificate Verification on the dates specified in the Detailed Notification.



13. If the Candidate belongs to BC/SC/ST Categories, they need to enter the **Reservation Category Certificate Issued by MEESEVA** in the Specified Field, after entering the Reservation Category certificate number candidate need to click the Get details. If the Candidate belongs OC /EWS need not enter.

CASTE CERTIFICATE DETAILS

Mee Seva No. of Caste Certificate
(మీ సేవా కేటగిరీ సర్టిఫికేట్ నంబర్)

14. After Entering the valid **Reservation Category Certificate Number**, by clicking on the **Get Details**, details will be fetched and Shown.

CASTE CERTIFICATE DETAILS

Mee Seva No. of Caste Certificate
(మీ సేవా కేటగిరీ సర్టిఫికేట్ నంబర్)

CGCO/1304515001

Name: RASALA SATHEESH KUMAR, Gurdain Name: RASALA NARASIMHA RAO, Mobile: 9949946935, MRO Name: CH.Venkateswarlu, Updated Date: 21/04/2015
Caste: BCD, Sub Caste: YADAVA

You have given your caste as SC during payment of application fee. But as per your caste certificate no. you belong to BCD. If the entered caste certificate no. is incorrect, please enter correct certificate no. or you need to pay differential application fee i.e. 100/-

You need to visit the nearest Help Line Center for Caste certificate Verification.

15. If the Candidate having the **Income Certificate**, they need to enter the Income Certificate Issued by **MEESEVA** in the Specified Field, after entering the Income Certificate number candidate need to click the Get details. **(Non Mandatory)**

INCOME CERTIFICATE DETAILS

Mee Seva No. of Income Certificate
(మీ సేవా ఆదాయ సర్టిఫికేట్ నంబర్)

16. After Entering the valid **Income Certificate Number**, by clicking on the **Get Details**, details will be fetched and Shown. **(Non Mandatory)**

INCOME CERTIFICATE DETAILS

Mee Seva No. of Income Certificate
(మీ సేవా ఆదాయ సర్టిఫికేట్ నంబర్)

IC011401504229

Applicant Name: KANDULA DIVYA: Father Name: VENKATA NAGENDRAM Approved Date: 21/10/2014: Total
Income: 45000.00

17. If the Candidate having the **Ration Card**, they need to enter the Ration Card Number in Specified Field. **(Non Mandatory)**

RATION CARD DETAILS

Ration Card Number
(రేషన్ కార్డ్ నంబర్)



18. The Candidate need to select and Enter the Previous Study Details like Place of Study and School Name in the Specified Fields.

PREVIOUS 7 YEARS STUDY DETAILS		
Class (తరగతి)	Place of Study (అధ్యయన స్థలం)	School/College Name (పాఠశాల / కళాశాల పేరు)
12th Class (12 వ తరగతి) *	--Select--	<input type="text"/>
11th Class (11 వ తరగతి)*	--Select--	<input type="text"/>
10th Class (10 వ తరగతి)*	--Select--	<input type="text"/>
9th Class (9 వ తరగతి) *	--Select--	<input type="text"/>
8th Class (8 వ తరగతి) *	--Select--	<input type="text"/>
7th Class (7 వ తరగతి) *	--Select--	<input type="text"/>
6th Class (6 వ తరగతి) *	--Select--	<input type="text"/>

19. The Candidate need to upload the Photo and Signature in the Fields Specified.

Student Photo (విద్యార్థి ఫోటో) *	<input type="button" value="Choose file"/> No file chosen <small>Note: Upload JPEG/jpg images less than 100kb only</small>
Student Signature (విద్యార్థి సంతకం) *	<input type="button" value="Choose file"/> No file chosen <small>Note: Upload JPEG/jpg images less than 100kb only</small>

20. After entering all the Fields, the candidate need to Click on the Preview.

Preview (ప్రేక్ష్య)



SEARCH BY COLLEGE/COURSES


Search By: By Course By College By Subjects

University Name: ANDHRA UNIVERSITY

Course Type: B.Sc.

Course Name: B.Sc.(MATHEMATICS, STATISTICS, COMPUTER SCIENCE)

Medium: English

Captcha: 
Enter Above Captcha

[Search College/Courses](#)

ANDHRA UNIVERSITY

(To View the fee Split up, Move the mouse over the

Serial No	College Name	Course Name	Medium	Address	Regular/Self Finance	Management Type	Intak Seat
1	D.V.S.KRISHNA GOVT. DEGREE COLLEGE(A) (1206)	B.Sc (MATHEMATICS, STATISTICS, COMPUTER SCIENCE)-31070	English	KRISHNA COLLEGE ROAD, MADDILAPALEM	Regular	Government College	30
2	ACL COLLEGE(10192)	B.Sc (MATHEMATICS, STATISTICS, COMPUTER SCIENCE)-31071	English	BLOCK-C	Self-Financed	Private UnAided College	50
3	avanthi degree college(32251)	B.Sc (MATHEMATICS, STATISTICS, COMPUTER SCIENCE)-31071	English	BLOCK 1,12, T NACARAPALEM, BHEEMILIPATNAM, VISAKHAPATNAM	Self-Financed	Private UnAided College	50
4	Aditya Degree college, Gajuwaka(14567)	B.Sc (MATHEMATICS, STATISTICS, COMPUTER SCIENCE)-31071	English	D.NO.26-42-57,Chaitanya Nagar, Near Bhasyam School, Old Gajuwaka, PIN 530026	Self-Financed	Private UnAided College	100
5	SRI SAI KULWANTH DEGREE COLLEGE(19026)	B.Sc (MATHEMATICS, STATISTICS, COMPUTER SCIENCE)-31071	English	12/4/74/1	Self-Financed	Private UnAided College	50

b. By College

- i. Select Management Type
- ii. Select College Type
- iii. Select the University Name
- iv. Select college name
- v. Enter Captcha and Click on Search Colleges



SEARCH BY COLLEGE/COURSES

Search By: By Course By College By Subjects

Management Type: ALL Government Private Aided Private UnAided UNIVERSITY

College Type: ALL Co-Education Women Men

University Name:

College Name:

Captcha: 
Enter Above Captcha

DR BR AMBEDKAR UNIVERSITY

(To View the fee Split up, Move the mouse over the Fee amount)

College Name	Course Name	Medium	Address	Regular/Self Finance	Management Type	Intake Seats	Fee
AKSHARA DEGREE COLLEGE (10235)	BA(HISTORY, ECONOMICS, POLITICAL SCIENCE)-11711	Telugu	Old NH5 Road(Main Road),Padmatula,Ampuram(p),Kanchili(m),Srikakulam dist.	Self-Financed	Private UnAided College	60	Fee to be entered by University
AKSHARA DEGREE COLLEGE (10235)	B.Sc.(MATHEMATICS, PHYSICS, COMPUTER SCIENCE)-10971	Telugu	Old NH5 Road(Main Road),Padmatula,Ampuram(p),Kanchili(m),Srikakulam dist.	Self-Financed	Private UnAided College	50	Fee to be entered by University
AKSHARA DEGREE COLLEGE (10235)	B.Sc.(MATHEMATICS, PHYSICS, CHEMISTRY)-10961	Telugu	Old NH5 Road(Main Road),Padmatula,Ampuram(p),Kanchili(m),Srikakulam dist.	Self-Financed	Private UnAided College	50	Fee to be entered by University
AKSHARA DEGREE COLLEGE (10235)	B.Sc.(BOTANY, ZOOLOGY, CHEMISTRY)-10541	Telugu	Old NH5 Road(Main Road),Padmatula,Ampuram(p),Kanchili(m),Srikakulam dist.	Self-Financed	Private UnAided College	50	Fee to be entered by University
AKSHARA DEGREE COLLEGE (10235)	B.Com (COMPUTER APPLICATIONS)-10061	Telugu	Old NH5 Road(Main Road),Padmatula,Ampuram(p),Kanchili(m),Srikakulam dist.	Self-Financed	Private UnAided College	60	Fee to be entered by University

C. By Subject

- i. Select University
- ii. Select subject
- iii. Select Medium
- iv. Enter captcha




SEARCH BY COLLEGE/COURSES

Search By: By Course By College By Subjects

University Name:

Subject Name:

Medium:

Captcha: 
Enter Above Captcha

DR BR AMBEDKAR UNIVERSITY

(To View the fee Split up, Move the mouse over the Fee amount)

Serial No	College Name	Course Name	Medium	Address	Regular/Self Finance	Management Type	Intake Seats	Fee
1	SANTHINIKETAN DEGREE COLLEGE(17369)	B.Sc.(BIO-TECHNOLOGY, BOTANY, CHEMISTRY)	English	K.K.COMPLEX, RANASTHALAM, SRIKAKULAM DIST	Self-Financed	Private UnAided College	50	Fee to be entered by University
2	THAMMINAIDU VIDYA DEGREE COLLEGE(20434)	B.Sc.(BIO-TECHNOLOGY, CHEMISTRY, MICROBIOLOGY)	English	PONUQUTIVALASA,MARUTHI NAGER 3RD LINE SANTHAKAVITI MANDL, SRIKAKULAM DIST	Self-Financed	Private UnAided College	50	Fee to be entered by University
3	SSR DEGREE (19757)	B.Sc.(BIO-TECHNOLOGY, ZOOLOGY, CHEMISTRY)	English	NEAR DTC COMPLEX, BEHIND DIST JUDGE COURT, SRIKAKULAM	Self-Financed	Private UnAided College	50	Fee to be entered by University
4	SUN DEGREE COLLEGE(20076)	B.Sc.(BIO-TECHNOLOGY, BOTANY, CHEMISTRY)	English	Visakha - A Colony, Srikakulam	Self-Financed	Private UnAided College	50	Fee to be entered by University
5	THAMMINAIDU DEGREE COLLEGE(20433)	B.Sc.(BIO-TECHNOLOGY, CHEMISTRY, MICROBIOLOGY)	English	MM NAGAR	Self-Financed	Private UnAided College	100	Fee to be entered by University

L. Reports:

- The Candidate Wish know about the Colleges, He / She may search the Colleges in the Following URL: <http://oamdc.ap.gov.in/CollegeOverAllReport.do>

Or

Home page → Reports → District Wise Colleges Report


- Select the University
- Select the Management Type
- Select the District
- Enter Captcha and click on Get Data

DISTRICT COLLEGE TYPE OVERALL REPORT

University:

Management Type:

District:

Captcha: 
Enter Above Captcha



S.No	Mandal	College Name	College Type	Management	Year of Establishment	No. of Courses	Sanctioned Strength	Hostel Status	College Details	Course Details
1	ANAKAPALLI	A.M.A.L.COLLEGE	Co-Education	Private Aided College	1962	11	720	YES	College Details	Course Details
2	VISAKHAPATNAMUII	BVA COLLEGE	Co-Education	Private Aided College	1980	11	530	No	College Details	Course Details
3	VISAKHAPATNAMUII	Dr LANKAPALLI BULLAYYA COLLEGE	Co-Education	Private Aided College	1974	18	1450	No	College Details	Course Details
4	VISAKHAPATNAMUII	Mrs A.V.N.College	Co-Education	Private Aided College	1878	13	780	No	College Details	Course Details
5	ANAKAPALLI	SRI AENARAYANA MAHELA KALASALA	Women	Private Aided College	1975	3	170	No	College Details	Course Details
6	VISAKHAPATNAMUII	ST JOSEPHS DEGREE COLLEGE FOR WOMEN GNANAPURAM VISAKHAPATNAM	Women	Private Aided College	1950	14	710	No	College Details	Course Details
7	VISAKHAPATNAMUII	SIVAP VMC DEGREE COLLEGE	Co-Education	Private Aided College	1980	11	620	No	College Details	Course Details
Total								4920		

2. For getting More details about the College, Click on the College Details button.

College Web Options						
ANDHRA UNIVERSITY						
A.M.A.L.COLLEGE(10309)						
College Details						
Name of the Principal	Dr G JAYA BABU	Email	amalecollegeako9931atgmaildotcom	Landline Number	08544220634	
Web Site	www.amalcollege.ac.in					
Address of the College						
District	Visakhapatnam	Mandal	ANAKAPALLI	Village	Anakapalli Town	Pincode
Establishment and History						
College Type	Co-Education	Date of Establishment of College	1962	Year of Existence of College	60	Building Type
College Status						
UGC Status	both	NAAC Grade	B	NAAC CGPA	3.00	NIRF rank
Facilities in the College						
Hostels	available	Mens	3	Women	0	Centralised Library
Centralised Computer Lab	available	Total Carpet Area (sq ft.s)				27.77
Teachers Information						
PG with Ph.D and NET/SET	0	PG with Ph.D only	5	PG with NET/SET only	2	PG with 55% and above only
					50	PG with less than 55% only
Geo Tagging						

3. For getting More details about the Courses offered in the College, Click on the Course Details button.

Course Web Options						
A.M.A.L.COLLEGE						
Course Details						
S.No	Course Name	Medium	Regular	Intake	Fee	
1	B.Com.(GENERAL)	English	Regular	80	0	
2	B.Com.(GENERAL)	Telugu	Self-Financed	80	0	
3	B.Com.(GENERAL)	Telugu	Regular	160	0	
4	B.Sc.(BOTANY, ZOOLOGY, CHEMISTRY)	English	Regular	50	0	
5	B.Sc.(BOTANY, ZOOLOGY, CHEMISTRY)	Telugu	Regular	50	0	
6	B.Sc.(MATHEMATICS, ELECTRONICS, COMPUTER SCIENCE)	English	Self-Financed	50	0	
7	B.Sc.(MATHEMATICS, PHYSICS, CHEMISTRY)	English	Self-Financed	50	0	
8	B.Sc.(MATHEMATICS, PHYSICS, CHEMISTRY)	English	Regular	50	0	
9	B.Sc.(MATHEMATICS, PHYSICS, CHEMISTRY)	Telugu	Regular	50	0	
10	B.Voc(AGRICULTURE)	English	Self-Financed	50	0	
11	B.Voc(Dairying Animal Husbandry)	English	Self-Financed	50	0	



M. Course Eligibility:

- The Candidate wish to get the Information about the Course eligibility, He/ She may get the Information from the following URL: <http://oamdc.ap.gov.in/courseEligibilityReport.do>

Or

Home page → Reports → Course Eligibility Report

- Select the University Name
- Enter Captcha
- Get Data

S.No	Intermediate Course Full Name	Intermediate Course Name	No of UC Courses Eligible	BA	BAOL	BBA	BBM	BCA	B.Com	B.Dance	BHW	B.Music	BSC	BSW	B.Voc
1	Accounting & Taxation(Vocational)	A and T	122	100	0	7	1	1	17	0	1	0	1	1	0
2	Automobile Engineering Technician(Vocational)	A.E.T	191	105	0	7	1	1	17	0	1	0	54	1	0
3	Banking & Financial Services(Vocational)	B.F.S	126	100	0	7	1	0	17	0	1	0	1	1	0
4	Biology, Physics, Chemistry(Generic)	BPC	166	100	0	7	1	0	17	0	1	0	61	1	0
5	Building Construction & Maintenance Technician(Vocational)	B.C. And M.T.	191	109	0	7	1	1	17	0	1	0	54	1	0
6	Commerce, Civics, Public Administration(Generic)	CO-CIV PUB	126	100	0	7	1	0	17	0	1	0	1	1	0
7	Commerce, Economics, Civics(Generic)	CEC	126	100	0	7	1	0	17	0	1	0	1	1	0
8	Commercial Garment Technology(Vocational)	C.G.T	195	100	0	7	1	1	17	0	1	0	67	1	0
9	Computer Graphics & Animation(Vocational)	C.G.A	125	100	0	7	1	0	17	0	1	0	2	1	0
10	Computer Science & Engineering(Vocational)	C.S.E	191	105	0	7	1	1	17	0	1	0	54	1	0
11	Construction Technology(Vocational)	C.T	191	105	0	7	1	1	17	0	1	0	54	1	0
12	Crop Production & Management(Vocational)	C.P And M	195	100	0	7	1	1	17	0	1	0	67	1	0
13	Dairying & (Livestock Management)(Vocational)	DAIRY	194	100	0	7	1	0	17	0	1	0	67	1	0
14	Economics, Civics, Geography(Generic)	ECG	126	100	0	7	1	0	17	0	1	0	1	1	0
15	Economics, Civics, History(Generic)	ECH	126	100	0	7	1	0	17	0	1	0	1	1	0

N. Prioritizing or Exercising the Web Options:

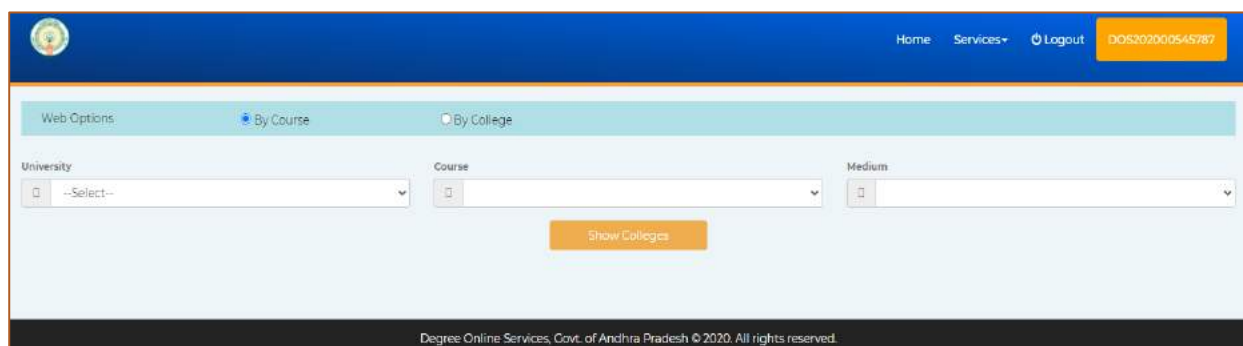
- If the Candidate Wish to exercise the Web options after the Successful verification from the Help Line Centres they may Prioritize the Colleges and Courses.
- The candidate need to login into the OAMDC Portal with the referred Credentials in the login Page.
- If the Candidate Forgot the password/ Lost, the Message/ Forgot the Application ID kindly refer the Forgot Password Section.
- After the Successful login the candidate me access the below Screen.



5. Payment Reference ID and Receipt
6. Printing of Application Form
7. Click Here for Web options.
8. After Clicking the Web options, the Candidate get the Following Screen
9. The Candidate may prioritize the Web Options
 - a. By Course
 - b. By College

a. By Course:

- i. Select the University
- ii. Select Course
- iii. Select Medium
- iv. Click on Show Courses



1. The below Screen displays for Exercising the Web options.
2. The details Like University Name, College Name, Course Name, Medium, Address of the College, Course Type (Regular / Self- Finance), Management Type, Intake, Vacant Seats and Fee will show.
3. The candidate need to Use the integers from 1 to 'n' as options

Serial No	University Name	College Name	Course Name	Medium	Address	Regular/Self Finance	Management Type	Intake Seats	Vacant Seats	Fee	My Priority(numbers)
1	DR BR AMBEDKAR UNIVERSITY	ADITYA DEGREE	B.Sc.(MATHEMATICS, PHYSICS, CHEMISTRY)	Telugu	SRINIVASA NAGARNEAR OFFICIAL COLONY	Regular		50		Fee not given by University	1 ▲▼
2	DR BR AMBEDKAR UNIVERSITY	ADITYA DEGREE	B.Sc.(MATHEMATICS, PHYSICS, CHEMISTRY)	English	SRINIVASA NAGARNEAR OFFICIAL COLONY	Regular		100		Fee not given by University	2 ▲▼
3	DR BR AMBEDKAR UNIVERSITY	ADITYA DEGREE	B.Sc.(MATHEMATICS, PHYSICS, COMPUTER SCIENCE)	English	SRINIVASA NAGARNEAR OFFICIAL COLONY	Regular		100		Fee not given by University	3 ▲▼
4	DR BR AMBEDKAR UNIVERSITY	GOVERNMENT DEGREE COLLEGE (MEN), SRIKAKULAM	BA(GEOGRAPHY, SPECIAL ENGLISH, TOURISM AND TRAVEL MANAGEMENT)	Telugu	OPP: KODI RAMMURTHI STADIUM, Balagathopu,Srikakulam.	Regular	Government	60		Fee not given by University	4 ▲▼

4. After the Successful exercising of Web Options, the Candidate need to save the web options.
5. HE /She Will get the Message Like



Weboptions have been saved successfully.

b. By College:

- i. Select the University
- ii. Select College

1. The below Screen displays for Exercising the Web options.
2. The details Like University Name, College Name, Course Name, Medium, Address of the College, Course Type (Regular / Self- Finance), Management Type, Intake, Vacant Seats and Fee will show.
3. The candidate need to Use the integers from 1 to 'n' as options

Serial No	University Name	College Name	Course Name	Medium	Address	Regular/Self Finance	Management Type	Intake Seats	Vacant Seats	Fee	My Priority(numbers)
1	DR BR AMBEDKAR UNIVERSITY	ADITYA DEGREE	B.Sc.(MATHEMATICS, PHYSICS, CHEMISTRY)	Telugu	SRINIVASA NAGAR NEAR OFFICIAL COLONY	Regular	University College	50		Fee not given by University	1 ▲▼
2	DR BR AMBEDKAR UNIVERSITY	ADITYA DEGREE	B.Sc.(MATHEMATICS, PHYSICS, CHEMISTRY)	English	SRINIVASA NAGAR NEAR OFFICIAL COLONY	Regular	University College	100		Fee not given by University	2 ▲▼
3	DR BR AMBEDKAR UNIVERSITY	ADITYA DEGREE	B.Sc.(MATHEMATICS, PHYSICS, COMPUTER SCIENCE)	English	SRINIVASA NAGAR NEAR OFFICIAL COLONY	Regular	University College	100		Fee not given by University	3 ▲▼
4	DR BR AMBEDKAR UNIVERSITY	GOVERNMENT DEGREE COLLEGE (MEN), SRIKAKULAM	BA(GEOGRAPHY, SPECIAL ENGLISH, TOURISM AND TRAVEL MANAGEMENT)	Telugu	OPP: KODI RAMMURTHI STADIUM, Balagathopu, Srikakulam.	Regular	Government	60		Fee not given by University	4 ▲▼

4. After the Successful exercising of Web Options, the Candidate need to save the web options.
5. HE /She Will get the Message Like

Weboptions have been saved successfully.



10. If the Candidate Wish Change the Priorities or Delete the Exercised Options He/ She May Delete the total web Options or the Selected Wed Options. In the same screen.

O. Print of Web Options:

1. After Prioritizing the Web Options, the Candidate may take the Print out of the Exercised web options.
2. The below screen will show.

College Priorities Report								
Applicant ID:OAM202000545891				Applicant Name:SAGINA GANGA BHAVANI				
Search				Click on the text with blue color to get Detailed Reports				
S.No	University	College Name	Course Name	Address	Medium	Regula/Self Finance	Fee	Priority
▲ 1 ▼	▲ 2 ▼	▲ 3 ▼	▲ 4 ▼	▲ 5 ▼	▲ 6 ▼	▲ 7 ▼	▲ 8 ▼	▲ 9 ▼
1	ANDHRA UNIVERSITY	VISAKHA GOVERNMENT DEGREE COLLEGE FOR WOMEN	BA(ECONOMICS, POLITICAL SCIENCE, PSYCHOLOGY)	OLD JAIL ROAD	Telugu	Regular	Fee not given by University	1
2	ANDHRA UNIVERSITY	Dr LANKAPALLI BULLAYYA COLLEGE	BA(HISTORY, ECONOMICS, GEOGRAPHY)	S NO.44, D NO 52-14-75, RESAPUVANIPALEM, VISAKHAPATNAM 530013	English	Self-Financed	Fee not given by University	2
3	ANDHRA UNIVERSITY	VINEK DEGREE COLLEGE	BA(HISTORY, ECONOMICS, GEOGRAPHY)	47-11-20/3 1st lane dvarakanagar	English	Self-Financed	Fee not given by University	3
4	NAGARJUNA UNIVERSITY	HINDU COLLEGE GUNTUR	BA(ECONOMICS, POLITICAL SCIENCE, COMPUTER	MAIN ROAD, Near Venkateswara Vignanamandir, GUNTUR	English	Self-Financed	Fee not given by University	4
5	KRISHNA UNIVERSITY	GOVT DEGREE COLLEGE TIRUVURU	BA(ECONOMICS, POLITICAL SCIENCE, COMPUTER APPLICATIONS)	Degree College Road,Peta TIRUVURU.	Telugu	Regular	Fee not given by University	5

P. Allotment Order

1. After the Seat Allotment is Done by the APSICHE/ CCE the Allotment letter will be available in the Candidate Login.



Q. Implementation of Rule of Reservation in the Admission Process:

S No	Caste	Percentage
1	SC	15%
2	ST	6%
3	BC 1. BC-A 2. BC-B 3. BC-C 4. BC-D 5. BC-E	29%(for all Categories) 7% 10% 1% 7% 4%
4	Physically Handicapped 1. VH 2. Hearing Impaired 3. OH	3%(for All Disabilities) 1% 1% 1%
5	Special Reservations 1. CAP 2. NCC 3. Sports	4.5%(total) 2% 2% ½%
6	Women Candidates	33.33% in All Categories
7	EWS(Economically Weaker Sections)	10% (Super Numery)

