

**Sri Chintalapati Varapasada Murthy Raju
Government Degree College, Ganapavaram, W.G.Dist. A.P.**

Estd. 1972
Affiliated to Adikavi Nannaya University
Accredited 'B' by NAAC
ISO 9001:2015 Certified




Website: gdcganapavaram.ac.in

Mail Id. ganapavaram.jkc@gmail.com

Tel. 08818-295651 & 9985126333

This is to submit that Sri Chintalapati Varapasada Murthy Raju Government Degree College has been participating in NIRF since the ranking framework was launched by the Government. However, the institution could not secure any remarkable rank in NIRF ranking. Hence, the data submitted to NIRF every year is submitted as a proof of the institution's participation in NIRF.


PRINCIPAL
S.CH.V.P.M.R.Govt. Degree College
Accredited "B" by NAAC
GANAPAVARAM-534198.(Eluru Dist.)

National Institutional Ranking Framework

Ministry of Education

Government of India

Welcome to Data Capturing System: COLLEGE

Submitted Institute Data for NIRF'2023'

Institute Name: SRI CHINTALAPATI VARAPRASADA MURTHY RAJU GOVERNMENT DEGREE COLLEGE [IR-C-C-24068]

Sanctioned (Approved) Intake

Academic Year	2021-22	2020-21	2019-20	2018-19	2017-18	2016-17
UG [3 Years Program(s)]	240	238	238	-	-	-

Total Actual Student Strength (Program(s) Offered by Your Institution)

(All programs of all years)	No. of Male Students	No. of Female Students	Total Students	Within State (Including male & female)	Outside State (Including male & female)	Outside Country (Including male & female)	Economically Backward (Including male & female)	Socially Challenged (SC+ST+OBC Including male & female)	No. of students receiving full tuition fee reimbursement from the State and Central Government	No. of students receiving full tuition fee reimbursement from Institution Funds	No. of students receiving full tuition fee reimbursement from the Private Bodies	No. of students who are not receiving full tuition fee reimbursement
UG [3 Years Program(s)]	161	237	398	398	0	0	140	258	363	0	0	35

Placement & Higher Studies

UG [3 Years Program(s)]: Placement & higher studies for previous 3 years

Academic Year	No. of first year students intake in the year	No. of first year students admitted in the year	Academic Year	No. of students graduating in minimum stipulated time	No. of students placed	Median salary of placed graduates(Amount in Rs.)	No. of students selected for Higher Studies
2017-18	238	132	2019-20	38	34	120000(one lakh and twenty thousand)	4
2018-19	238	102	2020-21	50	0	0(Zero)	11
2019-20	238	137	2021-22	57	44	138000(one lakh and thirty eight thousand)	13

Financial Resources: Utilised Amount for the Capital expenditure for previous 3 years

Academic Year	2021-22	2020-21	2019-20
	Utilised Amount	Utilised Amount	Utilised Amount
Annual Capital Expenditure on Academic Activities and Resources (excluding expenditure on buildings)			
Library	0 (zero)	0 (zero)	0 (zero)
New Equipment for Laboratories	0 (zero)	0 (zero)	0 (zero)
Other expenditure on creation of Capital Assets (excluding expenditure on Land and Building)	19920 (nineteen thousand nine hundred and twenty)	21000 (twenty one thousand)	108834 (one lakh eight thousand eight hundred and thirty four)

Financial Resources: Utilised Amount for the Operational expenditure for previous 3 years

Academic Year	2021-22	2020-21	2019-20
	Utilised Amount	Utilised Amount	Utilised Amount
Annual Operational Expenditure			
Salaries (Teaching and Non Teaching staff)	23054501 (TWO CRORE THIRTY LAKH FIFTY FOUR THOUSAND FIVE HUNDRED AND ONE)	9566548 (NINETY FIVE LAKHS SIXTY SIX THOUSAND FIVE HUNDRED AND FORTY EIGHT)	10568558 (ONE CRORE FIVE LAKH SIXTY EIGHT THOUSAND FIVE HUNDRED AND FIFTY EIGHTY)
Maintenance of Academic Infrastructure or consumables and other running expenditures(excluding maintenance of hostels and allied services,rent of the building, depreciation cost, etc)	106895 (ONE LAKH SIX THOUSAND EIGHT HUNDRED NINETY FIVE)	1000 (ONE THOUSAND)	1000 (ONE THOUSAND)
Seminars/Conferences/Workshops	0 (zero)	0 (zero)	0 (zero)

PCS Facilities: Facilities of physically challenged students

1. Do your institution buildings have Lifts/Ramps?	Yes, less than 40% of the buildings
2. Do your institution have provision for walking aids, including wheelchairs and transportation from one building to another for handicapped students?	No
3. Do your institution buildings have specially designed toilets for handicapped students?	Not available

Faculty Details

Srno	Name	Age	Designation	Gender	Qualification	Experience (In Months)	Currently working with institution?	Joining Date	Leaving Date	Association type
1	DR GUNDLURU VENKATA RAMANA	37	Lecturer	Male	Ph.D	67	Yes	09-10-2021	--	Regular
2	DR T AKKIRAJU	57	Lecturer	Male	Ph.D	139	Yes	02-10-2021	--	Regular
3	DR CH ANURADHA	55	Lecturer	Female	Ph.D	384	Yes	09-10-2021	--	Regular
4	DR K SWARUPA RANI	43	Lecturer	Female	Ph.D	139	Yes	02-10-2021	--	Regular
5	DR G VENKATRAO	57	Lecturer	Male	Ph.D	379	Yes	09-10-2021	--	Regular
6	P MADHURAJU	59	Lecturer	Male	M. Phil	139	Yes	16-05-2013	--	Regular
7	D V V CH SATYANARAYANA	45	Lecturer	Male	M.A.(History)	163	Yes	21-06-2017	--	Adhoc / Contractual
8	B REVATHI	27	Lecturer	Female	M.Sc.	31	Yes	01-09-2021	--	Adhoc / Contractual
9	B RAMESH KUMAR	53	Lecturer	Male	M.Sc(Phy)	264	Yes	13-07-2022	--	Adhoc / Contractual
10	SHAIK MOIN ANSARI	43	Lecturer	Male	M.Sc.	211	Yes	03-08-2022	--	Adhoc / Contractual
11	PV RAMESH BABU	31	Lecturer	Male	MCA	79	Yes	26-08-2019	--	Adhoc / Contractual
12	R NARASIMHARAJU	41	Lecturer	Male	M.Tech	199	Yes	24-06-2006	--	Adhoc / Contractual
13	SHAIK PARVEEN	43	Lecturer	Female	M.Sc.	175	Yes	20-10-2021	--	Adhoc / Contractual
14	NVNB SRINIVASA RAO	46	Lecturer	Male	M.Sc.	110	Yes	02-10-2021	--	Regular
15	DR CH CHAITANYA	36	Lecturer	Female	Ph.D	91	Yes	16-07-2021	--	Regular
16	B RANIDURGA	31	Lecturer	Female	M.COM	115	Yes	16-08-2018	--	Adhoc / Contractual

17	S VENKANNABABU	32	Lecturer	Male	M.COM	67	Yes	21-07-2022	--	Adhoc / Contractual
18	P BALAMANIKANTA	32	Lecturer	Female	M.COM	91	Yes	07-02-2022	--	Adhoc / Contractual

National Institutional Ranking Framework

Ministry of Education

Government of India

Welcome to Data Capturing System: COLLEGE

Submitted Institute Data for **NIRF'2022'**

Institute Name: CH.V.P.M.R. GOVT. DEGREE COLLEGE [IR-C-C-24068]

Sanctioned (Approved) Intake

Academic Year	2020-21	2019-20	2018-19	2017-18	2016-17	2015-16
UG [3 Years Program(s)]	238	238	238	-	-	-

Total Actual Student Strength (Program(s) Offered by Your Institution)

(All programs of all years)	No. of Male Students	No. of Female Students	Total Students	Within State (Including male & female)	Outside State (Including male & female)	Outside Country (Including male & female)	Economically Backward (Including male & female)	Socially Challenged (SC+ST+OBC Including male & female)	No. of students receiving full tuition fee reimbursement from the State and Central Government	No. of students receiving full tuition fee reimbursement from Institution Funds	No. of students receiving full tuition fee reimbursement from the Private Bodies	No. of students who are not receiving full tuition fee reimbursement
UG [3 Years Program(s)]	142	221	363	363	0	0	121	233	354	0	0	0

Placement & Higher Studies

UG [3 Years Program(s)]: Placement & higher studies for previous 3 years

Academic Year	No. of first year students intake in the year	No. of first year students admitted in the year	Academic Year	No. of students graduating in minimum stipulated time	No. of students placed	Median salary of placed graduates(Amount in Rs.)	No. of students selected for Higher Studies
2016-17	47	58	2018-19	45	38	200000(two lakhs)	5
2017-18	30	45	2019-20	42	34	159000(one lakh fifty nine thousand)	4
2018-19	238	81	2020-21	45	32	120000(one lakh twenty thousand)	5

Financial Resources: Utilised Amount for the Capital expenditure for previous 3 years

Academic Year	2020-21	2019-20	2018-19
	Utilised Amount	Utilised Amount	Utilised Amount
Annual Capital Expenditure on Academic Activities and Resources (excluding expenditure on buildings)			
Library	0 (ZERO)	0 (ZERO)	0 (ZERO)
New Equipment for Laboratories	0 (ZERO)	0 (ZERO)	0 (ZERO)
Other expenditure on creation of Capital Assets (excluding expenditure on Land and Building)	21000 (TWENTY ONE THOUSAND)	108834 (ONE LAKH EIGHT THOUSAND EIGHT HUNDRED AND THIRTY FOUR)	44118 (FORTY FOUR THOUSAND ONE HUNDRED AND EIGHTEEN RUPEES)

Financial Resources: Utilised Amount for the Operational expenditure for previous 3 years

Academic Year	2020-21	2019-20	2018-19
	Utilised Amount	Utilised Amount	Utilised Amount
Annual Operational Expenditure			
Salaries (Teaching and Non Teaching staff)	9566548 (NINTY FIVE LAKHS SISTY SIX THOUSAND FIVE HUNDRED AND FORTY EIGHT)	10568558 (ONE CRORE FIVE LAKH SISTY EIGHT THOUSAND FIVE HUNDRED AND FIFTY EIGHTY ONLY)	10703208 (ONE CRORE SEVEN LAKH THREE THOUSAND TWO HUNDRED AND EIGHT ONLY)
Maintenance of Academic Infrastructure or consumables and other running expenditures(excluding maintenance of hostels and allied services,rent of the building, depreciation cost, etc)	1000 (one thousand)	1000 (one thousand)	1000 (one thousand)
Seminars/Conferences/Workshops	0 (zero)	0 (zero)	0 (zero)

PCS Facilities: Facilities of physically challenged students

1. Do your institution buildings have Lifts/Ramps?	Not available
2. Do your institution have provision for walking aids, including wheelchairs and transportation from one building to another for handicapped students?	No
3. Do your institution buildings have specially designed toilets for handicapped students?	Not available

Faculty Details

Srno	Name	Age	Designation	Gender	Qualification	Experience (In Months)	Currently working with institution?	Joining Date	Leaving Date	Association type
1	Dr GUNDLURU VENKATA RAMANA	36	Lecturer	Male	Ph.D	7	Yes	09-10-2021	--	Regular
2	Dr T Akki Raju	56	Lecturer	Male	Ph.D	25	Yes	02-10-2021	--	Regular
3	Dr Ch Anuradha	54	Reader	Female	Ph.D	27	Yes	09-10-2021	--	Regular
4	Dr B Jyothi	51	Lecturer	Female	Ph.D	30	No	09-10-2021	20-01-2022	Regular
5	Sri M V N Bhaskara Raju	58	Lecturer	Male	M. Phil	30	No	09-10-2021	20-01-2022	Regular
6	Dr M Satya Vani	55	Lecturer	Female	Ph.D	28	No	09-10-2021	20-01-2022	Regular
7	Sri A V R Gajapathi Raju	58	Lecturer	Male	M.Sc.	26	No	09-10-2021	20-01-2022	Regular
8	Sri P Hari Krishnam Raju	51	Lecturer	Male	M.COM	21	No	09-10-2021	20-01-2022	Regular
9	Dr K Swarupa Rani	42	Lecturer	Female	Ph.D	20	Yes	02-10-2021	--	Regular
10	Dr G Venkat Rao	56	Lecturer	Male	Ph.D	27	No	09-10-2021	20-01-2022	Regular
11	Dr B V Narasimha Raju	53	Other	Male	Ph.D	27	No	09-10-2021	20-01-2022	Regular
12	Sri P Madhu Raju	58	Lecturer	Male	M. Phil	37	Yes	15-05-2013	--	Regular
13	D V V Satyanarayana	44	Lecturer	Male	M.A.(History)	18	Yes	21-06-2017	--	Adhoc / Contractual

Srno	Faculty Name	Gender Male/Female	Academic Designation	Date of Birth	Highest Qualification
1	R. Anka rao	Male	Lecturer in Commerce	27.08.1984	Post graduate
2	Dr. P. Aravind swamy	Male	Lecturer in Economics	25.06.1975	Mphil
3	B K VRAMALAKSHMI	Female	Lecturer in Maths	11.06.1981	Post graduate
4	B Rani durga	Female	Lecturer in Commerce	13.06.1993	Post graduate
5	Ch Ravi varma	Male	Lecturer in Social work	22.08.1981	Mphil
6	K.DURGARAO	Male	Lecturer in Physics	12.02.1976	Post graduate
7	D V V CHsatyanarayana	Male	Lecturer in History	16.04.1977	Post graduate
8	G D Srinivas	Male	Lecturer in English	20.06.1970	Post graduate
9	P.MADHU Raju	Male	Lecturer in Physics	04.03.1963	Post graduate
10	N L JANAKI	FEMALE	Lecturer in CHEMISTRY	22.08.1987	Post graduate
11	R NAGA VASANTHI	Female	Lecturer in TELUGU	15.08.1982	Post graduate
12	V K J PRASUNA	Female	Lecturer in Commerce	21.02.1967	Post graduate
13	P V RAMESH BABU	MALE	Lecturer in COMPUTERS	26.08.1980	Post graduate
14	R NARASIMHA RAJU	MALE	Lecturer in COMPUTERS	13.06.1981	Post graduate
15	Dr V Sandhya	Female	Lecturer in ZOOLOGY	17.04.1975	Ph.D.

PAN Number	Whether faculty is associated with the institute in previous academic year (2020-21)? Yes/No	Total Teaching Experience (In Months) as on 31st July 2021	Total Industry Experience (In Months) as on 31st July 2021	Currently working with institution ? Yes/No	Date of joining the institute
APSPR9644C	yes	10	0	No	01.06.2017
ANRPP1871E	yes	19	0	No	15-05-2013
DVNPB2976	yes	14	0	No	12.09.2016
GHTPD0566C	yes	3	0	Yes	20.08.2018
AKUPR5627E	yes	12	0	No	01.07.2009
GTFPK9099K	yes	5	0	No	11.06.2016
BFUPD3504C	yes	18	0	Yes	21.06.2017
EKCPD1922G	yes	15	0	No	21.08.2016
AKIPP5527F	yes	14	0	Yes	15.05.2013
ATQPJ9993A	yes	11	0	NO	31-05-2015
DKTPP0670M	yes	3	0	NO	26-08-2019
ACOPV3699J	YES	24	0	NO	03.07.2016
AMRPV4961G	YES	8	0	YES	23.08.2019
COWPR1010Q	YES	17	0	YES	10-07-2006
AJXPV7483J	YES	11	0	no	04.09.2015

Date of Leaving (For faculty who is currently not associated with the institution)	Association type (Regular/ Visiting/ Adhoc/ Contractual /Others)
02-10-2021	Regular
02-10-2021	Regular
11.8.2021	Contract
	Guest faculty
8.10.2021	Guest faculty
8.10.2021	Contract
	Contract
8.10.2021	Contract
	Regular
30.9.2021	Regular
01-10-2021	Guest faculty
30.9.2021	Regular
	Guest faculty
	Guest faculty
02-10-2021	Regular

National Institutional Ranking Framework

Ministry of Education

Government of India

Welcome to Data Capturing System: COLLEGE

Submitted Institute Data for **NIRF'2021'**

Institute Name: CH.V.P.M.R. GOVT. DEGREE COLLEGE [IR-C-C-24068]

Sanctioned (Approved) Intake

Academic Year	2019-20	2018-19	2017-18	2016-17	2015-16	2014-15
UG [3 Years Program(s)]	238	238	238	-	-	-

Total Actual Student Strength (Program(s) Offered by Your Institution)

(All programs of all years)	No. of Male Students	No. of Female Students	Total Students	Within State (Including male & female)	Outside State (Including male & female)	Outside Country (Including male & female)	Economically Backward (Including male & female)	Socially Challenged (SC+ST+OBC Including male & female)	No. of students receiving full tuition fee reimbursement from the State and Central Government	No. of students receiving full tuition fee reimbursement from Institution Funds	No. of students receiving full tuition fee reimbursement from the Private Bodies	No. of students who are not receiving full tuition fee reimbursement
UG [3 Years Program(s)]	128	200	328	328	0	0	126	202	328	0	0	0

Placement & Higher Studies

UG [3 Years Program(s)]: Placement & higher studies for previous 3 years

Academic Year	No. of first year students intake in the year	No. of first year students admitted in the year	Academic Year	No. of students graduating in minimum stipulated time	No. of students placed	Median salary of placed graduates(Amount in Rs.)	No. of students selected for Higher Studies
2015-16	238	134	2017-18	67	9	120000(One lakh twenty thousand)	12
2016-17	238	131	2018-19	55	45	144000(One lakh forty thousand)	10
2017-18	238	132	2019-20	67	52	160000(One lakh fifty thousand)	15

Financial Resources: Utilised Amount for the Capital expenditure for previous 3 years

Academic Year	2019-20	2018-19	2017-18
	Utilised Amount	Utilised Amount	Utilised Amount
Annual Capital Expenditure on Academic Activities and Resources (excluding expenditure on buildings)			
Library	46000 (Forty Six thousand)	45000 (Forty five thousand)	65000 (Sixty five thousand)
New Equipment for Laboratories	0 (Zero)	0 (Zero)	34101 (Thirty four thousand one hundred and one)
Other expenditure on creation of Capital Assets (excluding expenditure on Land and Building)	0 (Zero)	0 (Zero)	0 (Zero)

Financial Resources: Utilised Amount for the Operational expenditure for previous 3 years

Academic Year	2019-20	2018-19	2017-18
	Utilised Amount	Utilised Amount	Utilised Amount
Annual Operational Expenditure			
Salaries (Teaching and Non Teaching staff)	9987805 (Ninty nine lakhs eighty seven thousand eight hundred and five)	9432507 (Ninty four lakhs thirty two thous five hundred and seven)	8927960 (Eighty nine lakhs twenty seven thousand nine hundred and sixty)
Maintenance of Academic Infrastructure or consumables and other running expenditures(excluding maintenance of hostels and allied services,rent of the building, depreciation cost, etc)	67549 (Sixty seven thousand five hundred forty nine)	58963 (Fifty eight thousand nine hundred sixty three)	47657 (Forty seven thousand six hundred fifty seven)
Seminars/Conferences/Workshops	0 (Zero)	0 (Zero)	0 (Zero)

PCS Facilities: Facilities of physically challenged students

1. Do your institution buildings have Lifts/Ramps?	Yes, more than 40% of the buildings
2. Do your institution have provision for walking aids, includingwheelchairs and transportation from one building to another for handicapped students?	No
3. Do your institution buildings have specially designed toilets for handicapped students?	Not available

Faculty Details

Srno	Name	Age	Designation	Gender	Qualification	Experience (In Months)	Is Associated Last Year	Currently working with institution?	Joining Date	Leaving Date	Association type
1	P Madhu Raju	57	Lecturer	Male	M. Phil	276	Yes	Yes	16-05-2013	--	Regular
2	Dr P Aravind Swmy	45	Assistant Professor	Male	Ph.D	180	Yes	Yes	16-05-2013	--	Regular
3	Smt VKJ Prasuna	53	Lecturer	Female	M.COM	180	Yes	Yes	03-07-2016	--	Regular
4	Dr V Sandhya	44	Assistant Professor	Female	Ph.D	110	Yes	Yes	03-09-2015	--	Regular
5	N L Janaki	32	Lecturer	Female	M.Sc.	110	Yes	Yes	31-05-2015	--	Regular
6	R Anka Rao	35	Lecturer	Male	M.COM	110	Yes	Yes	01-06-2017	--	Regular
7	K Durga Rao	44	Lecturer	Male	M.Sc(Phy)	120	Yes	Yes	12-09-2016	--	Adhoc / Contractual
8	B K V Rama Lakshmi	39	Lecturer	Female	M.Sc.	156	Yes	Yes	12-09-2016	--	Adhoc / Contractual
9	G D Srinivasa Rao	50	Lecturer	Male	M.A	168	Yes	Yes	01-07-2017	--	Adhoc / Contractual
10	D V V Satyanarayana	43	Lecturer	Male	M.A.(History)	180	Yes	Yes	21-06-2017	--	Adhoc / Contractual

Sanctioned (Approved) Intake						
Academic Year	2017-18	2016-17	2015-16	2014-15	2013-14	2012-13
UG [3 Years Program(s)]	238	238	238	---	---	---

Total Actual Student Strength (Program(s) Offered by Your Institution)												
(All programs of all years)	No. of Male Students	No. of Female Students	Total Students	Within State (Including male & female)	Outside State (Including male & female)	Outside Country (Including male & female)	Economically Backward (Including male & female)	Socially Challenged (SC+ST+OBC Including male & female)	No. of students receiving full tuition fee reimbursement from the State and Central Government	No. of students receiving full tuition fee reimbursement from Institution Funds	No. of students receiving full tuition fee reimbursement from the Private Bodies	No. of who receive tuiti reimbu
UG [3 Years Program(s)]	121	185	306	306	0	0	104	202	291	0	0	15

Placement & Higher Studies							
UG [3 Years Program(s)]: Placement & higher studies for previous 3 years							
Academic Year	No. of first year students intake in the year	No. of first year students admitted in the year	Academic Year	No. of students graduating in minimum stipulated time	No. of students placed	Median salary of placed graduates per annum (Amount in Rs.)	No. of students selected for Higher Studies
(2013-14)	238	136	(2015-16)	44	14	138000 (One lakh thirty eight thousand)	22
(2014-15)	238	144	(2016-17)	57	11	150000 (One Lakh fifty thousand)	34
(2015-16)	238	134	(2017-18)	59	18	162000 (One Lakh sixty thousand)	27



National Institutional Ranking Framework

Ministry of Human Resource Development

Government of India



(<https://www.nirfindia.org>)

[HOME \(HTTPS://WWW.NIRFINDIA.ORG/HOME\)](https://www.nirfindia.org/home)

[ABOUT NIRF \(HTTPS://WWW.NIRFINDIA.ORG/ABOUT\)](https://www.nirfindia.org/about)

[PARAMETERS \(HTTPS://WWW.NIRFINDIA.ORG/PARAMETER\)](https://www.nirfindia.org/parameter)

[DOCUMENTS \(HTTPS://WWW.NIRFINDIA.ORG/DOCUMENTS\)](https://www.nirfindia.org/documents)

[RANKING](#)

[FAQS \(HTTPS://WWW.NIRFINDIA.ORG/FAQ.HTML\)](https://www.nirfindia.org/faq.html)

[NOTIFICATION/ADVT \(HTTPS://WWW.NIRFINDIA.ORG/ADVERTISEMENT\)](https://www.nirfindia.org/advertisement)

[CONTACT \(HTTPS://WWW.NIRFINDIA.ORG/CONTACT\)](https://www.nirfindia.org/contact)

Welcome to Data Capturing System: COLLEGE

Institute Name: CH.V.P.M.R. GOVT. DEGREE COLLEGE (IR-C-C-24068)

[←Home \(/DCS/Data\)](#)

Faculty Details (India Rankings 2019)(Please enter the details of faculty who has worked with institution in the previous academic year i.e. 2017-18)

Question	Answer
How many faculty members of your institution have received highly reputed national/international awards/recognition from Central government agencies in the previous year (2017-18)?	<input type="text" value="0"/>

[Save](#)

Note: Enter value(s) in all the field(s):If not applicable enter zero[0]

Total faculty (12) | Completed (12) | Partially Completed (0)

























Note: In case you have participated in India Rankings 2018, and not found faculty details to import, please write a mail to: techsupport@nirfindia.org mentioning the followings details in mail body, Institute Name, Registration ID (India Rankings 2018) and Registration ID (India Rankings 2019).

[Add New](#)

[←Home \(/DCS/Data\)](#)

: Click on this button to edit faculty details. : Click to delete the faculty.

Excel							Search: <input type="text"/>	
						Status		





SrNo.	Name	Age	PAN	Regular(R) / Contractual(C) / Visitor(V) / Other(O)	Source of record	Personal Details	Experience Details	Other Details	Overall Status	Action
1	P MADHU RAJU	55	AKIPP5527F	R	I	✓	✓	✓	✓	 
2	P ARAVIND SWAMY	43	ANRPP1871E	R	I	✓	✓	✓	✓	 
3	V K J PRASUNA	51	ACOPB3699J	R	I	✓	✓	✓	✓	 
4	DR V SANDHYA	43	AJXPV7483J	R	I	✓	✓	✓	✓	 
5	N L JANAKI	30	ATQPJ9993A	R	I	✓	✓	✓	✓	 
6	D JANAKI RAMA RAJU	57	Exempted	C	I	✓	✓	✓	✓	 
7	K DURGA RAO	42	Exempted	C	I	✓	✓	✓	✓	 
8	B K V RAMA LAKSHMI	37	Exempted	C	I	✓	✓	✓	✓	 
9	D V V CHINASATYANARAYANA	41	Exempted	C	I	✓	✓	✓	✓	 
10	G D SRINIVASA RAO	48	Exempted	C	I	✓	✓	✓	✓	 
11	Smt K PARAMESWARI	59	AFQPK7279C	R	I	✓	✓	✓	✓	 
12	R ANKA RAO	33	APSPR9644C	R	I	✓	✓	✓	✓	 

Showing 1 to 12 of 12 entries

Previous 1 Next

[Home](#) | [About NIRF](#) | [Parameters](#) | [Documents](#) | [Ranking](#) | [Notification/Advt](#) | [Contact](#)

Copyright © 2017, National Institutional Ranking Framework (NIRF), 2017 MHRD. All rights reserved.

Supported Browsers    



National Institutional Ranking Framework

Ministry of Human Resource Development

Government of India



(<https://www.nirfindia.org>)

[HOME \(HTTPS://WWW.NIRFINDIA.ORG/HOME\)](https://www.nirfindia.org/home)

[ABOUT NIRF \(HTTPS://WWW.NIRFINDIA.ORG/ABOUT\)](https://www.nirfindia.org/about)

[PARAMETERS \(HTTPS://WWW.NIRFINDIA.ORG/PARAMETER\)](https://www.nirfindia.org/parameter)

[DOCUMENTS \(HTTPS://WWW.NIRFINDIA.ORG/DOCUMENTS\)](https://www.nirfindia.org/documents)

[RANKING](#)

[FAQS \(HTTPS://WWW.NIRFINDIA.ORG/FAQ.HTML\)](https://www.nirfindia.org/faq.html)

[NOTIFICATION/ADVT \(HTTPS://WWW.NIRFINDIA.ORG/ADVERTISEMENT\)](https://www.nirfindia.org/advertisement)

[CONTACT \(HTTPS://WWW.NIRFINDIA.ORG/CONTACT\)](https://www.nirfindia.org/contact)

Welcome to Data Capturing System: COLLEGE

Institute Name: CH.V.P.M.R. GOVT. DEGREE COLLEGE (IR-C-C-24068)

[←Home \(/DCS/Data\)](#)

Financial Resources: Utilized Amount for the Capital & Operational Expenditure in previous 3 years

Note:Enter value(s) in all the field(s):If not applicable enter zero[0]

Annual Capital Expenditure (Excluding expenditure on construction of new buildings) Only related to College

Financial Year		2017-18	2016-17	2015-16
		Utilized Amount	Utilized Amount	Utilized Amount
Library	Amount in Rupees	65000	48199	87515
	Amount in Words	Sixty five thousand	Fourty eight thousand	Eighty seven thousan
New Equipment for Laboratories	Amount in Rupees	34101	35000	423051
	Amount in Words	Thirty four thousand	Thirty five thousand	Four lakh twenty thre
Other expenditure on creation of Capital Assets (excluding expenditure on Land and Building)	Amount in Rupees	0	0	0
	Amount in Words	Zero	Zero	Zero

Annual Operational Expenditure Only related to College

Financial Year		2017-18	2016-17	2015-16
		Utilized Amount	Utilized Amount	Utilized Amount
Salaries (Teaching and Non Teaching staff)	Amount in Rupees	8927960	6359620	5685843
	Amount in Words	Eighty nine lakhs twe	Sixty three lakh fifty r	Fifty six lakh eighty fiv

Financial Year		2017-18	2016-17	2015-16
		Utilized Amount	Utilized Amount	Utilized Amount
Maintenance of Academic Infrastructure or consumables and other running expenditures (excluding maintenance of hostels and allied services,rent of the building, depreciation cost, etc)	Amount in Rupees	42657	24929	128962
	Amount in Words	Forty two thousand s	Twenty four thousand	One lakh twenty eigh
Seminars / Conferences / Workshops etc.	Amount in Rupees	0	0	93838
	Amount in Words	Zero	Zero	Ninety three thousand

[Save & Next](#)
[←Home \(/DCS/Data\)](#)

[Home](#) | [About NIRF](#) | [Parameters](#) | [Documents](#) | [Ranking](#) | [Notification/Advt](#) | [Contact](#)

Copyright © 2017, National Institutional Ranking Framework (NIRF), 2017 MHRD. All rights reserved.

Supported Browsers 



National Institutional Ranking Framework

Ministry of Human Resource Development

Government of India



(<https://www.nirfindia.org>)

[HOME \(HTTPS://WWW.NIRFINDIA.ORG/HOME\)](https://www.nirfindia.org/home)

[ABOUT NIRF \(HTTPS://WWW.NIRFINDIA.ORG/ABOUT\)](https://www.nirfindia.org/about)

[PARAMETERS \(HTTPS://WWW.NIRFINDIA.ORG/PARAMETER\)](https://www.nirfindia.org/parameter)

[DOCUMENTS \(HTTPS://WWW.NIRFINDIA.ORG/DOCUMENTS\)](https://www.nirfindia.org/documents)

[RANKING](#)

[FAQS \(HTTPS://WWW.NIRFINDIA.ORG/FAQ.HTML\)](https://www.nirfindia.org/faq.html)

[NOTIFICATION/ADVT \(HTTPS://WWW.NIRFINDIA.ORG/ADVERTISEMENT\)](https://www.nirfindia.org/advertisement)

[CONTACT \(HTTPS://WWW.NIRFINDIA.ORG/CONTACT\)](https://www.nirfindia.org/contact)

Welcome to Data Capturing System: COLLEGE

Institute Name: CH.V.P.M.R. GOVT. DEGREE COLLEGE (IR-C-C-24068)

[← Go Home \(/DCS/Data\)](#)

PCS Facilities

Important Notes:

- Please do not include under construction Lifts/Ramps/Toilets.

Facilities for Physically Challenged Students

1. Do your institution buildings have Lifts/Ramps?

- Yes, more than 80% of the buildings
- Yes, more than 60% of the buildings
- Yes, more than 40% of the buildings
- Yes, less than 40% of the buildings
- Not available

2. Do your institution have provision for walking aids, including wheelchairs and transportation from one building to another for handicapped students?

- Yes
- No

3. Do your institution buildings have specially designed toilets for handicapped students?




- Yes, more than 80% of the buildings
- Yes, more than 60% of the buildings
- Yes, more than 40% of the buildings
- Yes, less than 40% of the buildings
- Not available

Save & Next

← Go Back (/DCS/Data)

[Home](#) | [About NIRF](#) | [Parameters](#) | [Documents](#) | [Ranking](#) | [Notification/Advt](#) | [Contact](#)

Copyright © 2017, National Institutional Ranking Framework (NIRF), 2017 MHRD. All rights reserved.

Supported Browsers    



National Institutional Ranking Framework
Ministry of Human Resource Development
Government of India



Welcome to Data Capturing System: COLLEGE

Institute ID: IR-1-C-C-C-24068

Institute Name: CH.V.P.M.R. GOVT. DEGREE COLLEGE

[Go Back \(/DCS/Home\)](#)

Full Report

Sanctioned (Approved) Intake

Academic Year	2016-17	2015-16	2014-15	2013-14	2012-13	2011-12
UG [3 Years Program(s)]	238	238	238	---	---	---

Total Actual Student Strength (Program(s) Offered by Your Institution)

(All programs of all years)	No. of Male Students	No. of Female Students	Total Students	Within State (Including male & female)	Outside State (Including male & female)	Outside Country (Including male & female)	Economically Backward (Including male & female)	Socially Challenged (SC+ST+OBC Including male & female)	No. of students receiving Freeships / Scholarships from the State and Central Government	No. of students receiving Freeships / Scholarships from Institution Funds	No. of students receiving Freeships / Scholarships from the Private Bodies	No. of students who are not receiving any Freeships / Scholarships
UG [3 Years Program(s)]	184	179	363	363	0	0	123	240	351	0	0	12

Placement & Higher Studies

UG [3 Years Program(s)]: Placement & higher studies for previous 3 years

Academic Year	No. of first year students intake in the year	No. of first year students admitted in the year	Academic Year	No. of students admitted through Lateral entry	Academic Year	No. of students graduating in minimum stipulated time	No. of students placed	Median salary of placed graduates (Amount in Rs.)	No. of students selected for Higher Studies
(2012-13)	238	181	(2013-14)	0	(2014-15)	67	12	105000 (One lakh five thousand)	44
(2013-14)	238	136	(2014-15)	0	(2015-16)	44	14	138000 (One lakh thirty eight thousand)	22
(2014-15)	238	144	(2015-16)	0	(2016-17)	57	11	150000 (one lakh fifty thousand)	34

Financial Resources: Utilised Amount for the Capital & Operational expenditure for previous 3 years

Financial Year	2016-17	2015-16	2014-15
	Utilised Amount	Utilised Amount	Utilised Amount
Annual Capital Expenditure on Academic Activities and Resources (excluding expenditure on buildings)			
Library	48199 (Forty eight thousand one hundred and ninety nine)	87515 (Eighty seven thousand five hundred and fifteen)	79709 (Seventy nine thousand seven hundred and nine)
New Equipment for Laboratories	35000 (Thirty five thousand)	423051 (Four lakhs twenty three thousand and fifty one)	0 (Zero)
Engineering Workshops	0 (Zero)	289428 (Two lakhs eighty nine thousand four hundred and twenty eight)	0 (Zero)
Studios	0 (Zero)	0 (Zero)	0 (Zero)
Other expenditure on creation of Capital Assets (excluding expenditure on Land and Building)	0 (Zero)	0 (Zero)	0 (Zero)
Annual Operational Expenditure			
Salaries (Teaching and Non Teaching staff)	6359620 (Sixty three lakhs fifty nine thousand six hundred and twenty)	5685843 (Fifty six lakhs eighty five thousand eight hundred and forty three)	5889638 (Fifty eight lakhs eighty nine thousand six hundred and thirty eight)
Maintenance of Academic Infrastructure or consumables, other running expenditures etc. (excluding maintenance of hostels and allied services)	24929 (Twenty four thousand nine hundred and twenty nine)	128962 (One lakh twenty eight thousand nine hundred and sixty two)	83409 (Eighty three thousand four hundred and nine)
Seminars/Conferences/Workshops	0 (Zero)	93838 (ninety three thousand eight hundred and thirty eight)	0 (Zero)

PCS Facilities: Facilities of physically challenged students

1. Do your institution buildings have Lifts/Ramps?	Yes, in some of the buildings
2. Do your institution have provision for walking aids, including wheelchairs and transportation from one building to another for handicapped students?	No
3. Do your institution buildings have specially designed toilets for handicapped students?	No

Faculty Details

Srno	Name	Age	Designation	Gender	Qualification	Experience (In Months)	Is Associated Last Year	Currently working with institution?	Joining Date	Leaving Date	Association type
1	B K V RAMA LAKSHMI	36	Lecturer	Female	MSc(Mathematics)	109	Yes	Yes	12-09-2016	---	Adhoc / Contractual
2	D JANAKI RAMA RAJU	56	Lecturer	Male	M.A	190	Yes	Yes	10-07-2013	---	Adhoc / Contractual
3	D V V CHINASATYANARAYANA	40	Lecturer	Male	M.A.(History)	160	No	Yes	21-06-2017	---	Adhoc / Contractual

4	DR V SANDHYA	42	Lecturer	Male	Ph.D	67	Yes	Yes	03-09-2015	---	Regular
5	G D SRINIVASA RAO	47	Lecturer	Male	M.A	132	No	Yes	01-07-2017	---	Adhoc / Contractual
6	K DURGA RAO	41	Lecturer	Male	M.Sc(Phy)	60	Yes	Yes	12-09-2016	---	Adhoc / Contractual
7	N L JANAKI	29	Lecturer	Female	M.Sc. (Biochemistry)	67	Yes	Yes	31-05-2015	---	Regular
8	P ARAVIND SWAMY	42	Lecturer	Male	M.A.(Economics)	80	Yes	Yes	16-05-2013	---	Regular
9	P MADHU RAJU	54	Dean / Principal / Director / Vice Chancellor	Male	M.Sc(Phy)	80	Yes	Yes	16-05-2013	---	Regular
10	R ANKA RAO	32	Lecturer	Male	M.COM	66	No	Yes	01-06-2017	---	Regular
11	Smt K PARAMESWARI	58	Lecturer	Female	MSc(Mathematics)	342	No	Yes	01-06-2017	---	Regular
12	V K J PRASUNA	50	Lecturer	Female	M.COM	120	Yes	Yes	03-07-2016	---	Regular